


# Citywide Cleanup

June 14th - 18th, 2010

Have an old couch, mattress or a refrigerator to get rid of and no way to haul them to the Landfill? Not to worry, Citywide Cleanup is back!

This valuable program, offers residents a convenient means to recycle or dispose of large items **free of charge**. Large, bulky items such as refrigerators, washers, dryers, couches, tables and chairs can be placed out on the curb, and the City will pick the items up during the week of Citywide Cleanup.



In order to streamline collection efforts and to avoid large and unsightly trash piles, follow the rules listed below and the City will take care of the rest!

## Rules for Citywide Cleanup!

➔ **Appointments** – Call for an appointment between Monday, June 7, and Wednesday, June 9, from 9 a.m. to 4 p.m., and Thursday, June 10, from 9 a.m. to Noon. Sorry, no appointments will be taken after that time. Don't delay because the City can only accommodate **the first 350 appointments!** Leaving a voice mail message will not be considered an appointment. Please call 875-8021 or 875-8024 to make your appointment.

➔ **Prohibited Materials** – Large amounts of tree trimmings and yard waste, dirt, sod, vehicle shells, glass table tops or glass doors, and hazardous materials will not be picked up. Small items should be placed in your trash can as part of your normal trash service.

➔ **Place Your Items** – Place a **maximum of 5 items** on your **front curb** by **7:00 a.m. on Monday, June 14th**. The items will be picked up that week during Citywide Cleanup. Sorry, only items that you have listed while making your appointment will be collected.

➔ **Safety First!** – Nails from wood items must be removed or bent inward to prevent injuries to City collectors. Other sharp metal or glass objects should not be placed out on your curb. In addition, doors to refrigerators/freezers should be removed or taped shut to prevent hazards to young children.

## Programs of the Solid Waste Division:

Commingled & Green Waste Recycling • Electronics Recycling • Refuse Collection • Lompoc Landfill  
City Recycling Center • Waste Tire Recycling • Backyard Composting • Household Hazardous Waste Collection  
Used Oil & Filter Drop-Off Sites • Street Sweeping • Citywide Cleanup • Bulky Item Pickups & Special Hauls

# Waste Tire Roundup

June 16th, 2010

Did you know Californians discard an estimated 40 million waste tires each year? In an effort to promote waste tire recycling, and reduce the amount of illegal dumping, the City is conducting a Waste Tire Roundup Day.



Waste tires picked up from Lompoc residents on Tire Roundup Day.

On Waste Tire Roundup Day, City of Lompoc residents can have their old tires picked up from their curb or alley **free of charge**. Just call (805) 875-8024 to make an appointment and place your tires out for collection by 7:00 a.m., Wednesday, June 16th.


Residents of the unincorporated communities of Mission Hills, Mesa Oaks and Vandenberg Village may also drop-off their tires on this day, free of charge, to *Drive-In Recycling* (2126-1/2 No. H St.) or the Lompoc Landfill. Only nine tires can be legally transported at one time.

*This program is for residents only. Tire dealers, auto repair shops and other businesses are not eligible.*

## Visit Us On The Web!

If you're looking for more information on any of the programs of the Solid Waste Division, you can visit us on the web. Go to [www.cityoflompoc.com](http://www.cityoflompoc.com); click on the "Fast Find" section located in the upper right hand corner, then click on the "Solid Waste" link.

You can download current Collection and Landfill rates, a Single Family Collection Map, brochures on Recycling, Green Waste, and Household Hazardous Waste, as well as find out how to purchase a Backyard Compost Kit.



In addition, *Trash Talk* and brochures are available in Spanish on the website. Copies of these materials are also displayed at City Hall, the Lompoc Library, the Solid Waste Office and at the Lompoc Landfill. Please call (805) 875-8024 for more information.



## Trash Talk

City of Lompoc  
Solid Waste Division  
100 Civic Center Plaza  
Lompoc, CA 93436

The Evolution of the Waste Can



## Collection Day Tips

**What should I do if one of my containers was not serviced on my collection day?**

If your container was not picked up by 2:30 p.m. on your collection day, please call the Solid Waste Office at (805) 875-8024 as soon as possible to report that it was not serviced. We can then resolve any issue that prevented the container from being serviced. Common service issues include:

- Container was not out by 7:00 a.m.
- Container was blocked by a vehicle
- Container was not spaced a minimum of 2 feet apart from other containers, and 3 feet apart from fences, utility poles, etc.
- Prohibited materials found in container (i.e., hazardous waste, etc.), or materials were sticking out of container
- Garbage was stacked too high

**Should I put my Recycling and Green Waste Containers out for collection if they are less than half full?**

If you think you have enough space in your Recycling or Green Waste containers to last you until your next service day, consider not placing your container out for collection. This practice conserves energy and helps the City keep Collection costs to a minimum.

## Important Resources

Solid Waste Office (805) 875-8024  
Lompoc Landfill (805) 736-9042  
Code Enforcement (805) 875-8033

**Websites:**  
City of Lompoc [www.cityoflompoc.com](http://www.cityoflompoc.com)  
SB County Recycling [www.lessismore.org](http://www.lessismore.org)  
CalRecycle [www.calrecycle.ca.gov/](http://www.calrecycle.ca.gov/)

PRSRST STD  
U.S. POSTAGE  
PAID  
LOMPOC, CA  
PERMIT NO. 72



# Trash Talk

A Publication of the City of Lompoc, Solid Waste Division, Spring 2010, Volume 17 Issue 1

## In This Issue:

**Reduce Your Food Wastes,**  
Page 1

**"Green" Your Lawn By  
Grasscycling,**  
Page 2

**Put Household Hazardous  
Waste In Its Place,**  
Page 2

**The "A" to "Z" of  
Lompoc's Recycling and  
Disposal Opportunities,**  
Page 3, 4

**The Next Citywide  
Cleanup,**  
Page 5

**Waste Tire Roundup Day,**  
Page 5

**Visit Us On The Web,**  
Page 5

**Collection Day Tips,**  
Page 6

**Mark Your Calendar  
(Upcoming Events and  
Holiday Schedule),**  
Page 6

**Important Resources,**  
Page 6



## Reduce Your Food Wastes

Although most consumers are familiar with the principle of "Reduce, Reuse, Recycle" when it comes to their paper, bottles, and cans, many do not think of applying this thinking to their food. Perhaps this is one reason that over 30% of the food consumers purchase is ultimately thrown away. In fact, food waste makes up approximately 15% of materials in a landfill. Reducing food wastes is challenging, particularly due to the sometimes short shelf life of various fruits and vegetables.

The amount of food wasted becomes even more significant when we realize that the resources (i.e., water and energy) used to grow, process, and transport the food to market also goes to waste. In addition, consumers are also throwing money away every time they throw away food. It's not all doom and gloom however. By putting the "3 Rs" into practice, consumers can greatly reduce the amount of food wastes.

### REDUCE

**Make a List** - Plan out your meals for the week. Next, check your fridge and cupboards, and make a list for only those ingredients that you're missing.

**Take Your Fridge's Temperature** - The optimum temperature inside your fridge should be between 34 and 41 degrees Fahrenheit. Maintaining this temperature will keep your food fresh for as long as possible.

**Rotate** - When you buy new food, bring the older items to the front of the shelf or drawer, and put the new items in the back.

**Keep It Or Toss It?** - Familiarize yourself with how long a particular food will last and still be safe and tasty to eat, in addition to its ideal storage conditions. For detailed information, residents can visit [Stilltasty.com](http://Stilltasty.com)



Over 30% of food that consumers purchase is ultimately thrown away.

### REUSE

**Save Your Leftovers** - Take your leftovers to work for lunch or use the leftovers as ingredients in a different meal. Websites such as [lovefoodhatewaste.com](http://lovefoodhatewaste.com) offer recipe ideas to incorporate leftover ingredients, as well as other ways of shrinking food waste.

**Bag the Bags** - Save natural resources by shopping with reusable tote bags instead of single-use paper or plastic bags. To get you started, pick up a free tote bag (one per customer) from the Solid Waste Division, made from 100% postconsumer plastic water bottles.

### RECYCLE

**Compost!** - In spite of your best efforts, some food waste will be unavoidable. Start composting and turn your fruit and vegetable food scraps into a high quality soil amendment - thereby reducing the need for fertilizers and pesticides. You can contact the Solid Waste Division to purchase a backyard composting kit for \$20.

# How to “Green” Your Lawn by Grasscycling

## What is Grasscycling?

Grasscycling is the natural recycling of grass clippings by leaving them on your lawn instead of collecting them for your green waste container or disposal.

## What Are the Benefits of Grasscycling?

There are several time, cost and environmental benefits to grasscycling:

- ☑ The clippings quickly decompose and return valuable nutrients to the soil, supplying approximately 20% of your lawn's fertilizer needs.
- ☑ Grass clippings, comprised of 80% water, return moisture to the soil and reduce evaporation.
- ☑ Money is saved from purchasing less fertilizers and using less water.
- ☑ Time is saved from not having to bag and recycle your clippings.
- ☑ Reduces the amount of green waste required to be processed at the Landfill.
- ☑ Slows runoff from watering and rain, and thereby minimizes runoff pollution (i.e., from chemical fertilizers and pesticides) entering surface waters.



**Mowing** - Although mulching mowers may work best, you can grasscycle with most traditional mowers. (Refer to your owner's manual or local dealer to be sure. A retrofit kit may need to be purchased.) Mulching mowers are designed to cut grass into finer pieces, more readily allowing the clippings to filter down to the soil surface.

Regardless of the type of mower you have, you'll be most successful if you abide by the following rules of thumb: cut the grass when it's dry; use a sharp blade; cut regularly so that no more than 1/3 of the grass height is cut at any one time; and during hot and dry months, raise the mowing height to encourage deeper roots to protect grass from heat and drought.

**Watering** - Watering too frequently is wasteful and results in shallow root systems, making lawns more susceptible to stress and disease. Deep, infrequent watering is better, as this method produces deeper and more extensive root systems and more resilient turf. Water in the early morning and try to minimize runoff or over-spraying.

**Fertilizing** - Proper fertilization is essential to maintaining a healthy lawn. In general, it is better to apply smaller quantities more frequently, than larger quantities less frequently.

To tailor mowing, watering and fertilizing techniques to your specific type of grass, please visit:  
[www.groups.ucanr.org/cagardenweb/Lawns/](http://www.groups.ucanr.org/cagardenweb/Lawns/)

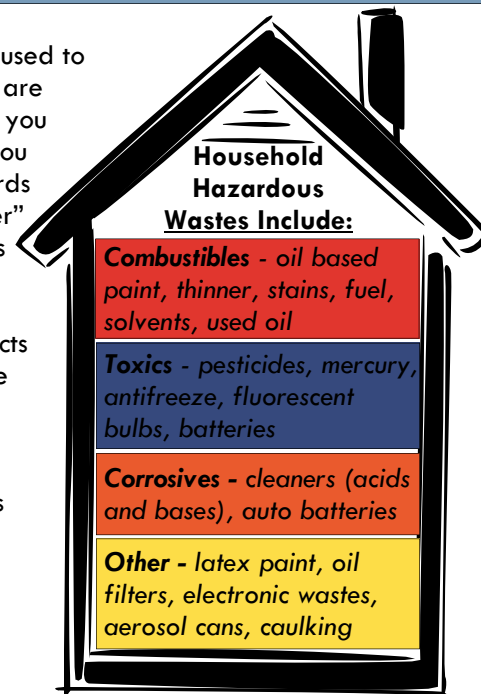
## Tips for Successful Grasscycling

Grasscycling can be practiced on any healthy lawn and will result in more moderate turf growth, so long as the proper mowing, watering and fertilizing guidelines are followed:

# Put Household Hazardous Waste In Its Place

Did you know that many of the products used to maintain your home, landscaping, or car are considered to be hazardous waste when you want to dispose of unused portions? If you are unsure, read the product label. Words such as “Warning,” “Caution,” or “Danger” are often good indications that an item is considered hazardous.

Due to various ingredients making products combustible, toxic, corrosive, or otherwise harmful to the environment, it is against federal, state and local laws to discard these items into the trash, sink or storm drain. Instead, these products (examples listed to the right) must be brought to a Household Hazardous Waste Collection Facility where they will be properly packaged for recycling or disposal.



Residents of Lompoc, Mesa Oaks, Mission Hills and Vandenberg Village are eligible to use the City of Lompoc's Household Hazardous Waste Collection Facility, **free of charge**. The Facility is open by appointment only, Tuesday through Saturday. Residents are limited to transporting 15 gallons (or 125 pounds) of hazardous waste per trip.

Businesses that generate less than 27 gallons (or 220 pounds) of hazardous waste per month are also eligible to use the program. Businesses are subject to disposal fees, based on the type and quantity of waste, and receive a disposal receipt, which can serve as proof of proper disposal for regulators and documentation for tax purposes.

For more information, or to schedule an appointment, please call (805) 875-8024.



# THE “A” TO “Z” OF LOMPOC RECYCLING



MATERIAL TYPE	EXAMPLES OF MATERIALS	RECYCLING/DISPOSAL OPTIONS	RECYCLING/DISPOSAL TIPS	SOURCE REDUCTION/REUSE
<b>Appliances</b>	Washers, dryers, refrigerators, freezers, ovens/ranges, dishwashers, microwaves, etc.	Lompoc Landfill or “Bulky Item Pickup”	Do not place in trash or recycling container.	Donate working units to charity or thrift store.
<b>Batteries</b>	Triple-A, Double-A, C-cell, D-cell, Nickel-Cadmium, Lead Acid, Silver Oxide, Lithium, auto-batteries, etc.	Household Hazardous Waste Collection Facility or Lompoc Landfill	See list of facilities below for other household battery collection sites.	Use rechargeable batteries.
<b>Cardboard</b>	Corrugated Cardboard	Curbside Commingled Recycling Container, City Recycling Center, or Lompoc Landfill	Breakdown/flatten cardboard boxes.	Use for storage.
<b>Construction &amp; Demolition Materials</b>	Top soil, asphalt, concrete, metal, wood	Lompoc Landfill	Sort materials by type to facilitate recycling.	Wood can be chipped/ground for mulch.
<b>Electronic Waste “E-waste”</b>	Computers, monitors, TVs, stereos, DVD players, video games, printers, fax machines, scanners, etc. (essentially anything with a cord or a battery)	Lompoc Landfill or the Household Hazardous Waste Collection Facility	Remove and recycle battery separately. (See below for battery collection sites.)	Donate working units to charity or thrift store.
<b>Furniture</b>	Couches, mattresses, tables, chairs, dressers, entertainment centers, etc.	Lompoc Landfill or “Bulky Item Pickup”	Call 875-8024 for “Bulky Item Pickup” information.	Donate to charity or thrift store.
<b>Glass Containers</b>	Glass jars, containers and bottles	Curbside Commingled Recycling Container, City Recycling Center, or “Drive-In Recycling” for CRV containers	Remove food, liquids and caps before recycling.	Use for storage of other materials.
<b>Green Waste</b>	Grass clippings, leaves, weeds and small branches	Curbside Green Waste Container or Lompoc Landfill	No plastic bags, garbage, animal waste, dirt, rocks, food wastes, garden hoses, flower pots, palm fronds, pampas grass, cactus, yucca and ice plants	Use “recycling mower” (leave clippings on lawn). Do not over-water or over-fertilize your lawn.
<b>Hazardous Waste</b>	Paint, stains/finishes, paint thinner, solvents, pesticides, fertilizers, cleaners, automotive fluids, fuels, electronic waste, batteries, fluorescent tubes/bulbs, aerosol cans, thermostats and thermometers containing mercury, asbestos, etc.	Household Hazardous Waste Collection Facility Antifreeze, auto batteries, used oil & filters, and electronic waste are also accepted at the Lompoc Landfill	Leave wastes in original container and never mix products together. Ensure containers have secure fitting lids and transport upright in a cardboard box.	Purchase small quantities; share leftovers with others; use water based paints; eliminate food sources or plant stressors before using pesticides.
<b>Medical Waste (Drugs and Sharps)</b>	Prescription and over-the-counter medications  Sharps	Medications: Household Hazardous Waste Collection Facility (Does not accept Controlled Substances. Refer to box on right.)  Sharps: S.B. County Health Clinic at 301 No. R	Controlled Substances such as Vicodin, Codeine, etc. should be brought to the Drug Deposit box at the County Sheriff's Substation at 3500 Harris Grade Rd. Call (805) 737-7737 for collection hours.	Purchase quantities that will be used up before the medication expires.
<b>Metal Containers</b>	Tin, steel and aluminum cans, aluminum foil and trays, pots, pans and utensils	Curbside Commingled Recycling Container, City Recycling Center	Remove food, liquids and caps before recycling.	Use for storage of other materials.
<b>Metal (Scrap)</b>	Rain gutters, siding, plumbing, bicycles, lawn mowers, metal fixtures, hardware, building materials, etc.	Lompoc Landfill	Source separate from other materials. Drain fluids from engines before recycling.	Donate reusable building materials and fixtures.
<b>Oil (Used Oil &amp; Filters)</b>	Used motor oil and filters	Used Oil & Filter Collection Centers (see below for locations)	Pickup a 14-quart drain pan and oil filter container (at no charge) at the Solid Waste Office (1300 W. Laurel)	Purchase re-refined oil when available.
<b>Paper</b>	Office paper, junk mail, newspaper, magazines, catalogs, greeting cards, phone books, paperboard (e.g., cereal boxes), etc.	Curbside Commingled Recycling Container, City Recycling Center	Place shredded paper in plastic bag; remove air and tie shut.	Print or copy on both sides; use as scratch paper.
<b>Plastic Containers</b>	Plastic bottles and containers (coded #1 through #7) such as soda and water bottles, milk jugs, detergent containers, and squeezable ketchup containers	Curbside Commingled Recycling Container, City Recycling Center	Remove food, liquids and caps before recycling. (Styrofoam not accepted)	Purchase in bulk when appropriate, and drink from a reusable water bottle.
<b>Tires</b>	Passenger, truck and tractor tires	Lompoc Landfill	Tires with wheels are OK.	Extend the life of your tires by keeping them at the proper inflation pressure.
<b>Wood</b>	Large tree branches, lumber, wooden furniture, etc.	Lompoc Landfill	Separate treated wood waste from non-treated wood waste.	Grind wood for mulch. Donate furniture and use branches as firewood.

## Lompoc Recycling & Disposal Facilities

**Lompoc Sanitary Landfill**  
 South Terminus of Avalon Rd.  
 Mon - Fri: 7:30 a.m. - 4:00 p.m.  
 Sat and Sun: 10:00 a.m. - 3:45 p.m.  
 For more information, call (805) 875-8024.

**City Recycling Center**  
 1585 North V Street  
 Open daily  
 For more information, call (805) 875-8024.

**Lompoc Household Hazardous Waste Collection Facility**  
 1585 North V Street  
 Open by appointment only.  
 Call 875-8024.

**Used Oil Collection Centers**  
Locations below accept oil and filters  
 City of Lompoc Airport, 1801 North H St.  
 City Corporate Yard, 1300 W. Laurel Ave.  
 City Recycling Center, 1585 North V St.  
 Lompoc Landfill, S. Terminus of Avalon Rd.  
 Napa Auto Parts, 1100 North H St.  
 Perry's Auto Parts, 111 South F St.

**Battery Collection Sites**  
 Residents can drop-off their household batteries at the following locations:  
 City Hall Lobby, 100 Civic Center Plaza  
 Solid Waste Office, 1300 W. Laurel Ave.  
 Lompoc Library, 501 E. North Ave.  
 Lompoc Fire, 115 So. G & 1100 No. D St.  
 (Automotive batteries not accepted)  
 \*Does not accept oil filters